



**FRONTLINE
COMPOSITE DOORS**

FrontLine Composite Doors

A new composite door is only a safe investment if it provides uncompromising security, offering the vital reassurance you need whether you are inside or away from your home.

This investment becomes even more attractive if robust security features are concealed, unobtrusive and in fact pleasing to the eye. And if you needed to warm to the idea of a new composite door any more, you'll be pleased to hear that the core of the door slab, the frame that houses it and the glass encased within it are all thermally efficient and designed to prevent heat loss.

Composite doors used to be a nice-to-have for many homeowners, but FrontLine Composite Doors have become a must-have for those who are serious about securing, improving and investing in their home.




Contents

Alnwick.....	page 4
Arundel.....	page 6
Sandal.....	page 8
Winchester.....	page 10
Edinburgh.....	page 12
Carlisle.....	page 14
Farnham.....	page 16
Pembroke.....	page 18
Rochester.....	page 20
Lincoln.....	page 22
Dover.....	page 24
Knaresborough.....	page 26
Tamworth.....	page 28
Yarmouth.....	page 30
Walden.....	page 32
Stirling.....	page 33
Appleby.....	page 34
Newark.....	page 35
Kenilworth.....	page 36
Huntly.....	page 37
Bamburgh.....	page 38
Barden.....	page 39

Alnwick


A charming overhead glass arch provides light without compromising the privacy offered by the four panelled Alnwick.

Door Colours




Red

Black




Grey

White




Chartwell Green

Blue



Darkwood

Cream



Green

Oak

Alnwick ▶
in Black,
with gold hardware and
Zinc Art Elegance glass



Glass Designs



Crystal Tulip Arch



Classic
(no pattern required)



Flair
(no pattern required)



Finesse
(no pattern required)



FrontLine Exclusive
#13



Crystal Harmony
Blue, Green, Red or Frost



Mackintosh Rose



Fleur



English Rose



Crystal Bohemia
Blue, Green, Red or Frost



Murano
Blue, Green, Red or Black



Zinc Art Elegance
(no pattern required)



Zinc Art Abstract
(no pattern required)



Art Clarity
Brass or Zinc
(no pattern required)




FrontLine Exclusive
#14

See page 42 for all available glass patterns/backing glass

Arundel


Comprising of two panels and three glass lights, the latter are often used to feature leaded glass designs which add a touch of personality to the door.

Door Colours




Red

Black




Grey

White




Chartwell Green

Blue



Darkwood

Cream



Green

Oak

Arundel ▶
in Black,
with gold hardware and
Brass Art Clarity glass



Glass Designs



Crystal Tulip Arch



Crystal Diamond




Murano
Blue, Green, Red or Black



FrontLine Exclusive
#14




Classic
(no pattern required)



Flair
(no pattern required)




Finesse
(no pattern required)



Zinc Art Elegance
(no pattern required)



Zinc Art Abstract
(no pattern required)



Art Clarity
Brass or Zinc
(no pattern required)



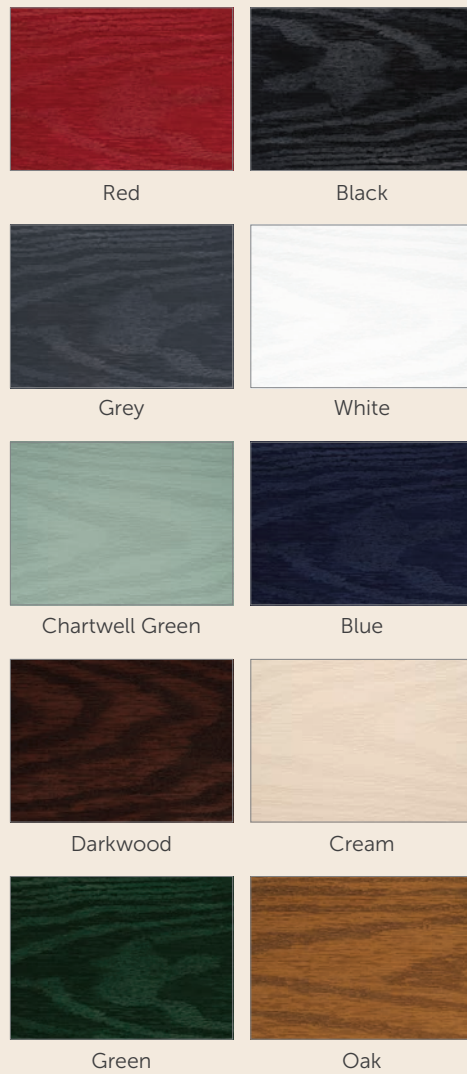
FrontLine Exclusive
#13

See page 42 for all available glass patterns/backing glass

Sandal

An utter classic with simple and completely rectangular glass lights above smaller rectangular sculptured panels.

Door Colours

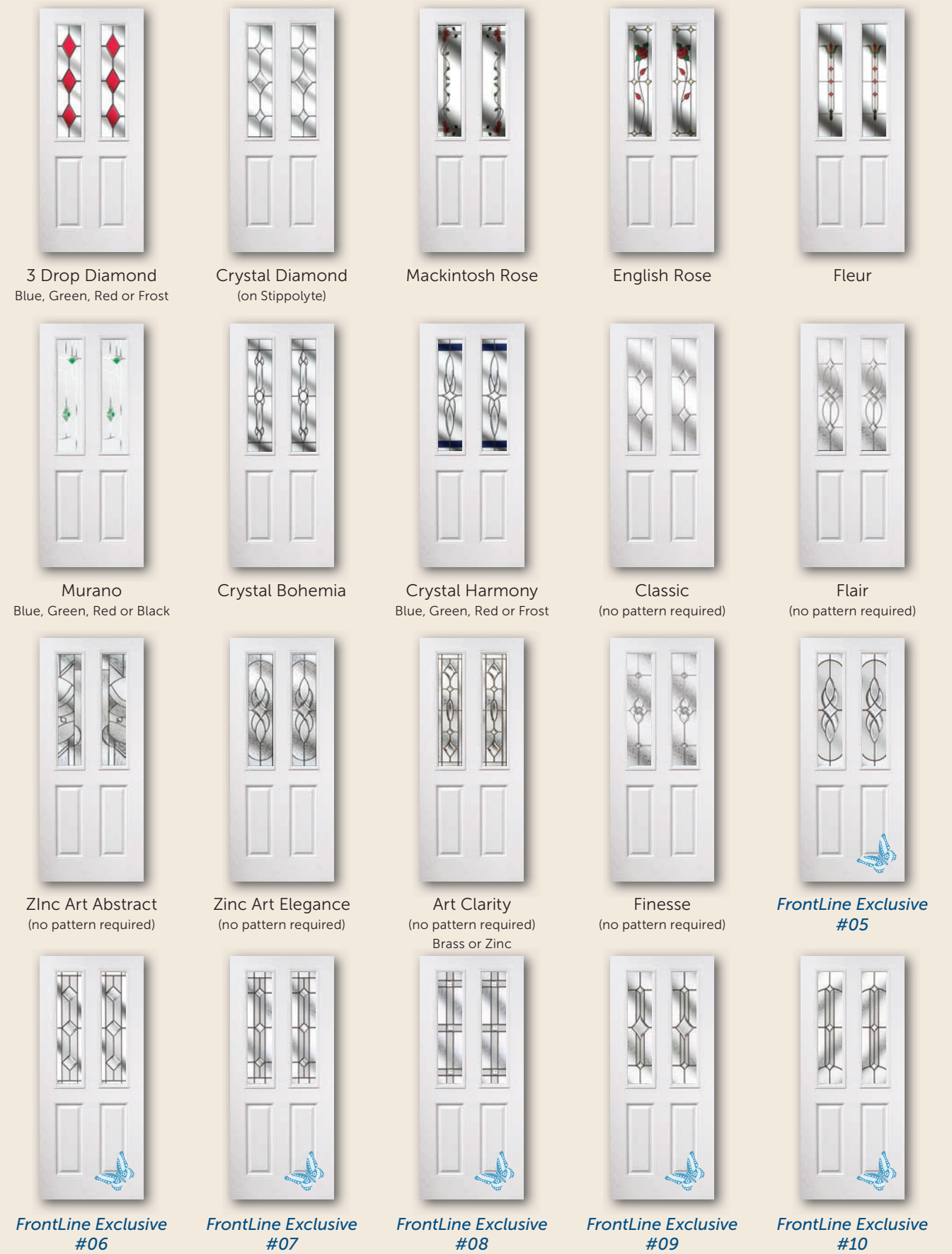


Sandal ▶

in Red,
with chrome hardware and
3 Drop Diamond (red) glass



Glass Designs




See page 42 for all available glass patterns/backing glass

Winchester

Four glass lights outweigh two lower panels and offer scope for leaded and patterned glass which offers privacy without significantly restricting light.

Door Colours



Winchester ▶
in Oak,
with gold hardware and
Brass Art Clarity glass



Glass Designs



Classic
(no pattern required)

Flair
(no pattern required)

Finesse
(no pattern required)

FrontLine Exclusive
#15



Zinc Art Elegance
(no pattern required)

Zinc Art Abstract
(no pattern required)

Art Clarity
Brass or Zinc
(no pattern required)


FrontLine Exclusive
#16

See page 42 for all available glass patterns/backing glass

Edinburgh


Six sections, two of which are smaller glass lights, offer a high degree of privacy without excluding the world outside.

Door Colours




Red

Black




Grey

White




Chartwell Green

Blue



Darkwood

Cream



Green

Oak

Edinburgh ▶

in Blue,
with chrome hardware
and Minster™ glass



Glass Designs



Classic
(no pattern required)



Flair
(no pattern required)



Finesse
(no pattern required)



FrontLine Exclusive
#15



Zinc Art Elegance
(no pattern required)



Zinc Art Abstract
(no pattern required)



Art Clarity
Brass or Zinc
(no pattern required)



FrontLine Exclusive
#16

See page 42 for all available glass patterns/backing glass

Carlisle


Tall glass lights with domed edges create a softer overall appearance and are complemented by two lower panels.

Door Colours




Red

Black




Grey

White




Chartwell Green

Blue



Darkwood

Cream



Green

Oak

Carlisle ▶
in Green,
with gold hardware and
Stippolyte™ glass



Glass Designs



3 Drop Diamond
Blue, Green, Red or Frost



Crystal Diamond
(on Stippolyte)



Mackintosh Rose



English Rose



Fleur



Murano
Blue, Green, Red or Black



Crystal Bohemia



Crystal Harmony
Blue, Green, Red or Frost




Classic
(no pattern required)



Flair
(no pattern required)



Zinc Art Abstract
(no pattern required)



Zinc Art Elegance
(no pattern required)



Art Clarity
(no pattern required)
Brass or Zinc



Finesse
(no pattern required)



FrontLine Exclusive
#05



FrontLine Exclusive
#06



FrontLine Exclusive
#07



FrontLine Exclusive
#08



FrontLine Exclusive
#09



FrontLine Exclusive
#10

See page 42 for all available glass patterns/backing glass

Farnham


Tall glass lights with an angled summit are sleek and pronounced, letting in plenty of daylight above two discrete lower panels.

Door Colours




Red

Black




Grey

White




Chartwell Green

Blue



Darkwood

Cream



Green

Oak

Farnham ▶

in White,
with chrome hardware and
Crystal Harmony (frost) glass



Glass Designs



3 Drop Diamond
(on Cotswold)
Blue, Green, Red or Frost

Crystal Diamond
(on Stippolyte)

Crystal Harmony
Blue, Green, Red or Frost

Murano
Blue, Green, Red or Black

Crystal Bohemia

Classic



Mackintosh Rose

Fleur

English Rose

Flair

Finesse



FrontLine Exclusive
#05

FrontLine Exclusive
#06

FrontLine Exclusive
#07

FrontLine Exclusive
#08

FrontLine Exclusive
#09

FrontLine Exclusive
#10

See page 42 for all available glass patterns/backing glass

Pembroke

The off-centre positioning of three square glass lights is utterly modern, complemented exquisitely by a grooved door slab.

Door Colours




Red

Black




Grey

White




Chartwell Green

Blue



Darkwood

Cream




Green

Oak

Pembroke ▶

in Grey,
with chrome hardware
and Finesse glass



Glass Designs



Flair
(no pattern required)




Finesse
(no pattern required)



FrontLine Exclusive #15



Zinc Art Elegance
(no pattern required)



Zinc Art Abstract
(no pattern required)




FrontLine Exclusive #17

See page 42 for all available glass patterns/backing glass

Rochester


A quartet of square glass lights, centralised and evenly spaced across the grooved door, allow natural light from head to toe.

Door Colours




Red

Black




Grey

White




Chartwell Green

Blue



Darkwood

Cream



Green

Oak

Rochester ▶


in Black,
with chrome hardware
and Flair glass




Glass Designs




Flair
(no pattern required)




Finesse
(no pattern required)




FrontLine Exclusive #15



Zinc Art Elegance
(no pattern required)



Zinc Art Abstract
(no pattern required)




FrontLine Exclusive #17

See page 42 for all available glass patterns/backing glass

Lincoln


Contemporary glass designs can be displayed in two off-centre rectangular glass lights which permit a surprising amount of natural light.

Door Colours




Red

Black




Grey

White




Chartwell Green

Blue



Darkwood

Cream



Green


Oak

Lincoln ▶

in Red,
with chrome hardware
and Murano (red) glass



Glass Designs



Crystal Diamond
(on Stippolyte)



Murano
Black, Blue, Green, Red




Classic
(no pattern required)



Finesse
(no pattern required)




Flair
(no pattern required)



Zinc Art Abstract
(no pattern required)



Zinc Art Elegance
(no pattern required)




Art Clarity
Brass or Zinc
(no pattern required)

See page 42 for all available glass patterns/backing glass

Dover


One glass arch is mirrored by another on a grooved door slab to create a quirky and contemporary way of letting in natural light.

Door Colours




Red

Black




Grey

White




Chartwell Green

Blue



Darkwood

Cream



Green

Oak


Dover ▶
in Red,
with gold hardware and
Crystal Bohemia (Red) glass




Glass Designs




Crystal Tulip Arch




Classic
(no pattern required)



Flair
(no pattern required)



Finesse
(no pattern required)



FrontLine Exclusive
#13



Crystal Harmony
Blue, Green, Red or Frost




Mackintosh Rose




Fleur



English Rose




Crystal Bohemia
Blue, Green, Red or Frost



Murano
Blue, Green, Red or Black




Zinc Art Elegance
(no pattern required)



Zinc Art Abstract
(no pattern required)



Art Clarity
Brass or Zinc
(no pattern required)



FrontLine Exclusive
#14

See page 42 for all available glass patterns/backing glass

Knareborough


A large arched glass light is the perfect canvas for creativity and opens up a great choice of glass patterns and designs atop two lower panels.

Door Colours




Red

Black




Grey

White




Chartwell Green

Blue



Darkwood

Cream



Green

Oak

Knareborough ▶


in Green,
with gold hardware and
Crystal Eternity glass



Glass Designs



Mackintosh Rose



Fleur



English Rose



FrontLine Exclusive
#03




Crystal Harmony
Blue, Green, Red or Frost




Crystal Eternity
(on Stippolyte)




Crystal Bohemia
Blue, Green, Red or Frost



Murano
Blue, Green, Red or Black




Brass Art Clarity
(no pattern required)



Zinc Art Elegance
(no pattern required)



Zinc Art Abstract
(no pattern required)



FrontLine Exclusive
#04

Tamworth

With the glass area of the Tamworth accounting for nearly half of the whole door this style is commonly used as a side-of-house or back door.

Door Colours




Red

Black




Grey

White




Chartwell Green

Blue



Darkwood

Cream



Green


Oak

Tamworth ▶

in Black,
with gold hardware and
Mackintosh Rose glass



Glass Designs




Crystal Harmony
Blue, Green, Red or Frost



2x3 Drop Diamond
(on Cotswold)
Blue, Green, Red or Frost




Crystal Diamond
(on Stippolyte)




Murano
Blue, Green, Red or Black




Mackintosh Rose




Fleur




English Rose



FrontLine Exclusive
#01




FrontLine Exclusive
#02



Brass Art Clarity
(no pattern required)



Zinc Art Elegance
(no pattern required)



Zinc Art Abstract
(no pattern required)



Crystal Bohemia
Blue, Green, Red or Frost

See page 42 for all available glass patterns/backing glass

Yarmouth


Simple but mightily effective this style combines a grooved lower half with a fully glazed upper half to create a door that is often used at the rear of properties.

Door Colours




Red

Black




Grey

White




Chartwell Green

Blue



Darkwood

Cream




Green

Oak


Tamworth ▶
in Oak,
with gold hardware
and Contora™ glass




Glass Designs




Crystal Harmony
Blue, Green, Red or Frost




2x3 Drop Diamond
(on Cotswold)
Blue, Green, Red or Frost



Crystal Diamond
(on Stippolyte)




Murano
Blue, Green, Red or Black




Mackintosh Rose




Fleur




English Rose




FrontLine Exclusive
#01




FrontLine Exclusive
#02




Brass Art Clarity
(no pattern required)



Zinc Art Elegance
(no pattern required)



Zinc Art Abstract
(no pattern required)




Crystal Bohemia
Blue, Green, Red or Frost

See page 42 for all available glass patterns/backing glass

Walden


The epitome of simplicity, the Walden door best showcases the subtle grooves of this minimalist style.

Door Colours




Red

Black




Grey

White




Chartwell Green

Blue



Darkwood

Cream



Green

Oak

Appleby ▶
in Red,
with gold hardware



Stirling


A narrow rectangular glass light is minimalist yet striking, working in tandem with the vertical grooves of the door itself.

Door Colours




Red

Black




Grey

White




Chartwell Green

Blue



Darkwood

Cream



Green

Oak


◀ **Stirling**
in Cream,
with Chrome hardware
and Autumn™ glass



Appleby


A glass arch is sophisticatedly divided by Georgian bars and sits above four rectangular sculptured panels.

Door Colours




Red

Black




Grey

White




Chartwell Green

Blue



Darkwood

Cream



Green

Oak


Appleby ▶
in Blue,
with chrome hardware
and Cotswold™ glass



Newark


A diamond porthole positioned at head height is functional and stylish as the rest of the door is finished by subtle grooves.

Door Colours




Red

Black




Grey

White




Chartwell Green

Blue



Darkwood

Cream



Green

Oak

◀ **Newark**
in White,
with Black hardware
and Minster™ glass



Kenilworth

A large glass light is divided by eleven to excellent effect with Georgian bars fixed in line with the two sculptured panels below.

Door Colours



White




Kenilworth ▶
in White,
with chrome hardware
and Stippolyte™ glass

Huntly


A large glass area, divided in to nine and in line with the two sculptured panels below, gives a cottage feel to the door.

Door Colours




Red

Black




Grey

White




Chartwell Green

Blue



Darkwood

Cream



Green

Oak




◀ **Huntly**
in Black,
with gold hardware
and Taffeta™ glass

Bamburgh

Complete privacy is provided by four understated panels which make this door perfect for entrances.

Door Colours




Red

Black




Grey

White




Chartwell Green

Blue



Darkwood

Cream



Green

Oak

Bamburgh ▶
in Darkwood,
with gold hardware



Barden


Strikingly similar to a certain Number 10 there is an air of austerity and superiority about the Barden which boasts six sculptured panels and total privacy.

Door Colours




Red

Black




Grey

White




Chartwell Green

Blue



Darkwood

Cream




Green

Oak

◀ **Barden**
in Chartwell Green,
with chrome hardware



Sidepanels *styles and colours*



Red




Grey




Chartwell Green




Darkwood



Green




Black




White



Blue



Cream



Oak



1 panel
1 arch



1 panel
1 angle #01



1 panel
1 angle #02



1 panel
1 square



1 panel
2 square



2 panel
1 square



3 panel

Genuine Pilkington Glass Patterns / Backing glass



Stippolyte™



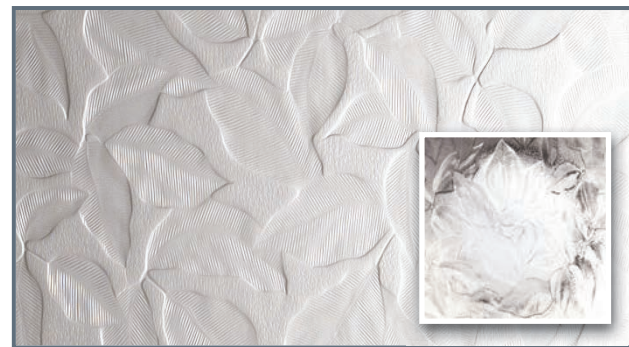
Cotswold™




Chantilly™



Digital™



Autumn™




Minster™



Everglade™



Mayflower™



Flemish™




Charcoal Sticks™




Florielle™



Oak™




Contora™



Taffeta™



Pelerine™



Warwick™

WHAT DO YOU DO NEXT...

Now you've come to the end of this brochure, with all its inspirational designs and innovative ideas, you're hopefully eager to visit our showroom.



CONSERVATORY
OUTLET

A Quality Dealer Network

© 2014 CONSERVATORY OUTLET LIMITED

No part of this publication may be reproduced or transmitted in any form or by any means: electronic, mechanical, photocopying, recording or otherwise, or stored in any retrieval system of any nature without the written permission of Conservatory Outlet Limited.

Disclaimer: The information in this brochure is provided in good faith and is accurate at the time of print. Conservatory Outlet Limited retains the right to change product specifications without prior notice in the interests of product development. The vast majority of windows and doors shown in this brochure are genuine Conservatory Outlet products and are available at participating dealers, though some photography may also display products that were not supplied by Conservatory Outlet. The colours and finishes shown in this brochure are as accurate as printing processes permit, but may not be completely representative of the actual colour or finish. Conservatory Outlet would like to thank those customers who kindly agreed to their homes being photographed.

Designed and produced by Motionlab Marketing.
Ref:4708/01/14

The easiest way to view the products yourself is to pop into our showroom. You'll find room sets, house fronts, furnishings, layouts plus much, much more.

It's a great way to get a feel for what you like. You can actually sit in a conservatory or orangery and experience what owning our fabulous range of products is all about. You will find a huge range in a variety of colours, styles, finishes and options.

5 Star Showroom Kidderminster

Units 1 & 2 Tenat Works
Worcester Road, Kidderminster
Worcestershire DY10 1JR

Kidderminster Showroom Opening Times

Monday to Friday 9.00am - 6.00pm
Saturday 9.00am - 5.00pm
Sunday 10.00am - 4.00pm

5 Star Showroom Worcester

36 Carden Street
Worcester, Worcestershire
WR1 2AT

Worcester Showroom Opening Times

Monday to Friday 10.00am - 6.00pm
Saturday 10.00am - 5.00pm
Sunday 10.00am - 4.00pm

telephone 01562 60800
www.5starwindows.co.uk